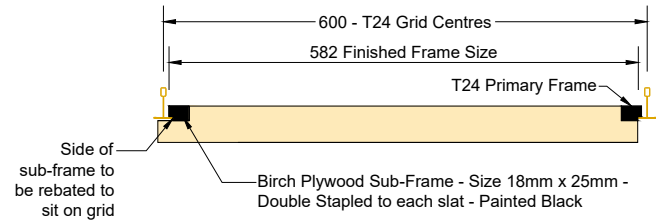
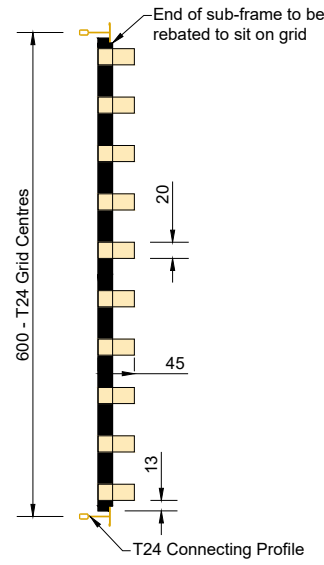


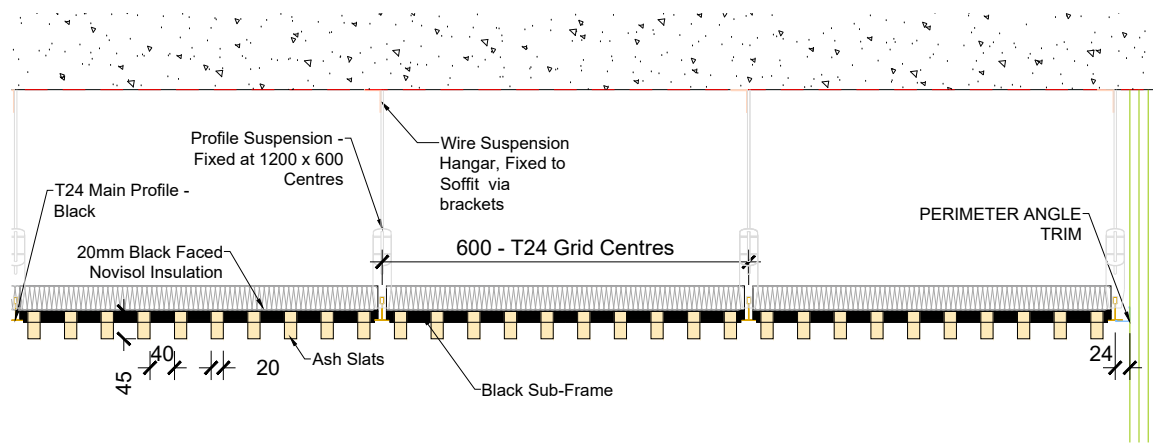
1 TYPICAL MODULAR PANEL ASSEMBLY - 600 x 600 DETAIL  
SCALE: N/A



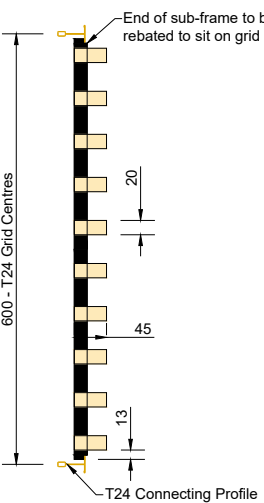
2 TYPICAL MODULAR PANEL ASSEMBLY - 600 x 1200 DETAIL  
SCALE: N/A



3 TYPICAL SECTION THROUGH GRID CEILING SHOWING JOINTS  
SCALE: N/A

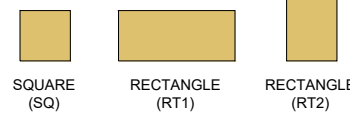


4 TYPICAL SECTION THROUGH GRID CEILING  
SCALE: N/A

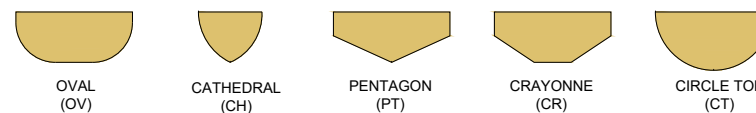


5 SECTION THROUGH 600 GRID  
SCALE: N/A

STANDARD SLAT PROFILES



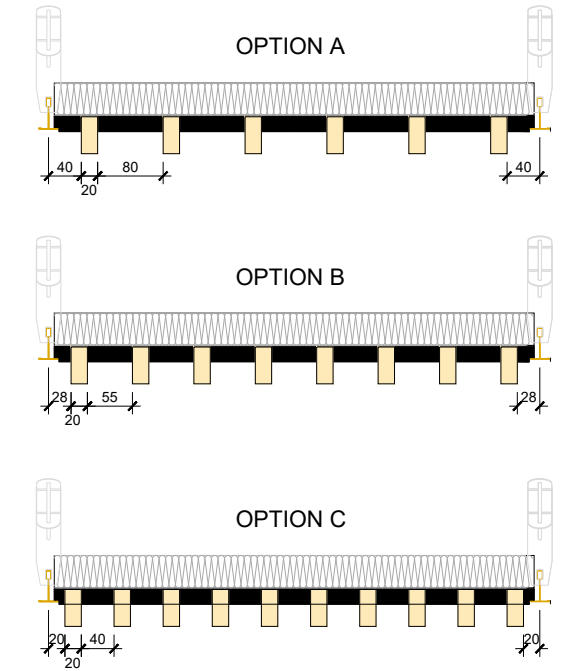
PREMIUM SLAT PROFILES



6 SLAT PROFILE OPTIONS  
SCALE: N/A

PRODUCT SPEC - HARMONY MODULAR SLATTED CEILING PANELS

FACE SLATS: SHAPED TIMBER FINIS, IN HARDWOOD. FINISHED WITH CLASS 0/1 LACQUER.  
 SLAT SPACING: VARIES.  
 CORE: 15 / 18mm MDF CLASS 0 / 1  
 FIXING METHOD: T24 CEILING GRID SYSTEM - NOTE SOME CONFIGURATIONS REQUIRE A T15 GRID.  
 INSULATION: BLACK FACED 30MM NOVISOL MINERAL WOOL



OTHER OPTIONS ARE AVAILABLE ON REQUEST

7 SLAT PROFILE OPTIONS  
SCALE: N/A

**London Wall Design Ltd**  
 Acoustic Solutions Division  
 63 Barwell Business Park  
 Leatherhead Road  
 Chessington, Surrey KT9 2NY  
 Tel : +44 (0) 20 8391 8750  
 Fax : + 44 (0) 20 8391 8751  
 E-Mail : Technical@londonwall.co.uk

TITLE:  
**HARMONY MODULAR SLATTED CEILING PANELS - DETAILS**

DATE: 01/01/22	DRAWN BY: DP	SCALE: AS DRN
-------------------	-----------------	------------------

DRAWING NUMBER: LWA-HAR-201	REV: A
--------------------------------	-----------